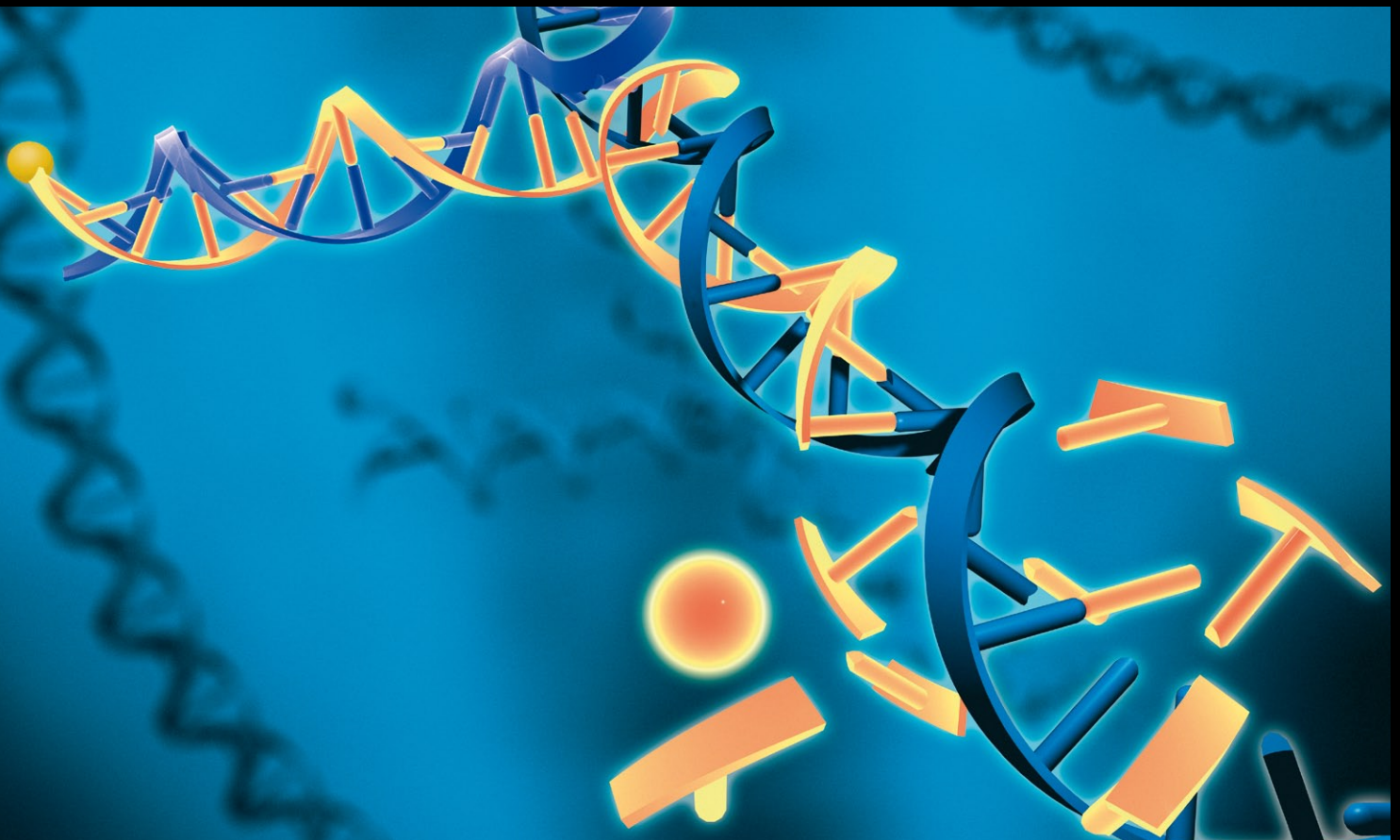


TRIPLEHYB[®]

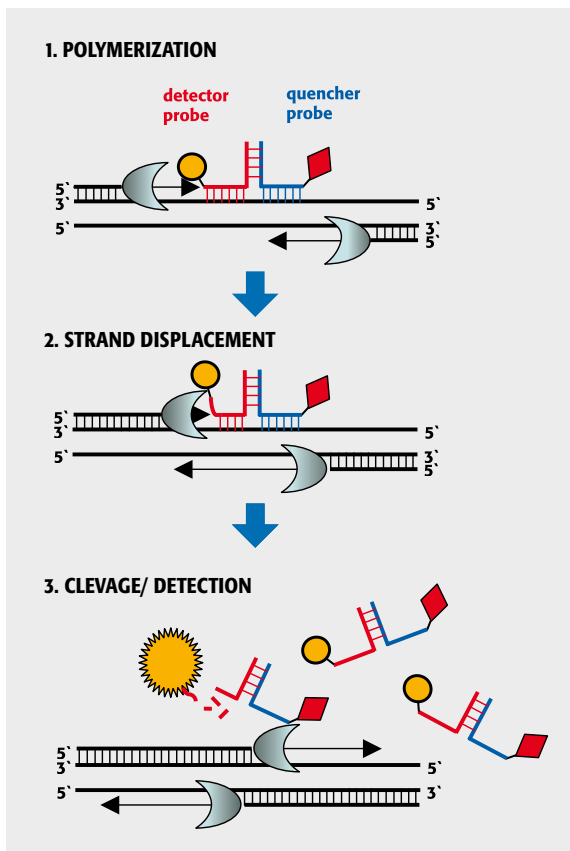
A novel fluorescence PCR detection format

AJ Roboscreen's unique, patented nucleic acids analysis platform technology based on real-time PCR

- **Universal:** broad applicability for both genotyping and quantitative target analysis
- **Open:** may be run on several real time platforms e.g. Rotor-Gene 3000, ABI 7000 SDS, and LightCycler
- **Safe:** toxic intercalating dyes such as SYBR Green used for genotyping may be replaced
- **Fast:** may be used with fast cycling, for SNP analysis no subsequent melting point analysis required
- **Cheap:** may be used with conventional amplification/end-point fluorescence reading devices (e.g. SpeedCycler/SpeedScan combination, Analytik Jena AG)
- **Reliable:** particularly targets with short conserved subsequences e.g. RNA virus may be specifically targeted



TRIPLEHYB® – A novel fluorescence PCR detection format

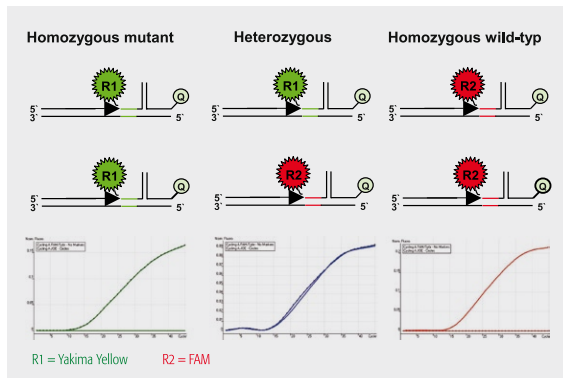


Schematic diagram illustrating the TripleHyb® real-time fluorescence PCR process. The measured reporter fluorescence signal obtained from hydrolyzed detector probe that may be no longer suppressed by quencher probe is proportional to the initial target concentration.

KITS ALREADY BASED ON TRIPLEHYB® (CE APPROVAL PHASE)

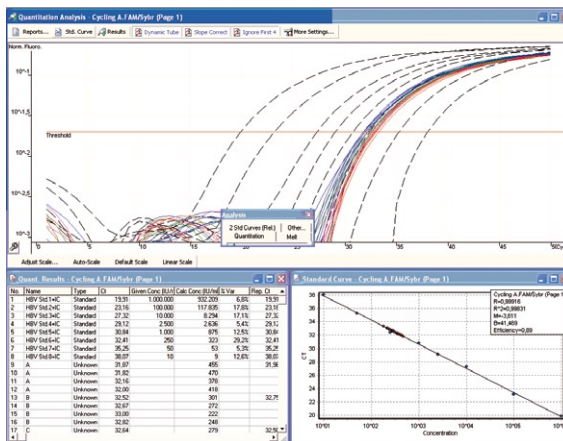
Product / Description	Cat.No.	Package size
TripleHyb® HBV Quantification Kit		
for use with ABI PRISM® 7700, 7000, 7300	0207300103	100 samples
for use with Rotor-Gene 3000 (0.2 ml tubes)	0207300143	100 samples
TripleHyb® HCMV Quantification Kit		
for use with ABI PRISM® 7700, 7000, 7300	0207300203	100 samples
for use with Rotor-Gene 3000 (0.2 ml tubes)	0207300243	100 samples
TripleHyb® BF Qualitative Kit		
for use with ABI PRISM® 7700, 7000, 7300	0207200403	100 samples
for use with Rotor-Gene 3000 (0.2 ml tubes)	0207200443	100 samples

GENOTYPING ANALYSIS



VEGF gene promoter polymorphism C460T analysis.

TARGET QUANTIFICATION



Amplification and standard curves of the TripleHyb® HBV Quantification Kit. Dashed lines: quantification standards (10⁻¹⁰ copies) stabilized within the PCR vessels. Solid lines: HBV genotyping panel and PEI HBV reference plasma analysis.

AJ Roboscreen GmbH

Delitzscher Str. 135
 Telefon +49 (0) 341/98 97 340
 Telefax +49 (0) 341/98 97 341 99
 04129 Leipzig/ Germany
 info@aj-roboscreen.com
 www.aj-roboscreen.com

Roboscreen®, RoboGene®, RoboStrip®, RoboZym®, Roboscreen®, BetaPrion®, and TRIPLEHYB® are registered marks of the AJ Roboscreen GmbH.
 The Roboscreen® technology of the "Intelligent tube" technology is covered by patent and patent application DE 198 40 531 and WO 0012756. The TRIPLEHYB® technology is covered by a German and US patent pending application.
 Some of the applications which may be performed with these products may be covered by applicable patents in certain countries. The purchase of this product does not include or provide a license to perform patented applications.
 Users may be required to obtain a license depending on the country and/or application. AJ Roboscreen does not encourage the unlicensed use of patented applications.

